atlantic

Experts in **Electric Heating and Hot Water**

GROUPE ATLANTIC

UK, ROI & NORTH AMERICA DIVISIONS

COZYTOUCH ZIGBEE HUB

CONTROL SYSTEM



atlanticheat.co.uk |

TOTAL ELECTRIC SOLUTIONS.

CONTENTS

Recycling and declaration of conformity 13

Precautions 14-16

Logos 17

Pack contents 18

Prerequisites 18

Introducing the HUB 19

Installing the HUB 20

Connecting the HUB 20

Shared control 21

Technical specifications 21

Troubleshooting 22

RECYCLING AND DECLARATION OF CONFORMITY

Do not dispose of the product with household waste. The product must be disposed of at a collection point or at an approved recycling centre.

The Atlantic Group hereby declares that the Cozytouch equipment meets the requirements stipulated by the Radio Equipment Directive (RED) 2014/53/EU.
The full EU declaration of conformity for this equipment is available at the following address:
https://www.atlantic.fr/declaration-conformite-UE-RED.

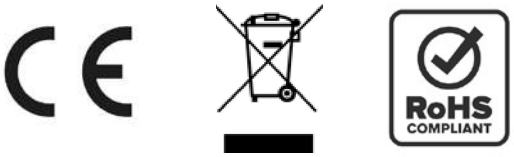

PRECAUTIONS

This appliance may be used by children aged 8 or older and persons with reduced physical, sensory or mental capacities, or lacking experience and knowledge, if they are properly supervised or if they have received instructions for using the appliance safely and if the risks entailed are taken into account. Children shall not play with the appliance.

Cleaning and user maintenance shall not be undertaken by children without supervision.

The electrical installation must comply with the applicable regulations.

Installation must be carried out by qualified personnel in accordance with applicable regulations and best practice.

PRECAUTIONS

Use a soft, dry cloth to clean the device; avoid using abrasive products or solvents.
Only use the mains power plug and cable provided.

To avoid the risk of electrocution, never touch the power pack with wet or damp hands.

To avoid damaging the product, it should not be knocked or dropped; it should not be exposed to flammable agents, a source of heat or humidity, or splashes of liquid. Do not submerge it.

Do not open the appliance. Do not install or use it outdoors.

There is a risk of personal information being intercepted when using wireless LAN equipment due to the use of radio waves.

PRECAUTIONS

Do not connect to any equipment or network that you are not authorised to use when setting up your wireless connection.

Do not use this product near or in places where there are magnetic fields from equipment such as microwave ovens, or where there is static electricity or radio wave interference.

Using this product in close proximity to the devices listed may cause a connection failure or make communications unstable.

Dispose of the packaging materials properly. Tear up the plastic packaging and dispose of it in a place where children cannot play with it. Plastic packaging left intact may cause suffocation.

LOGOS

CE marking



USB connector pins at power supply output



Double insulation



Direct current



Alternating current



For indoor use only



Check the notice



Disposal of waste electrical and electronic equipment (WEEE)



Restrictions on the use of certain hazardous substances



Recycle the appliance at a collection point or approved centre

PACK CONTENTS



PREREQUISITES

To install your HUB, you must have:
- a smartphone,
- the Cozytouch application,
- a Cozytouch user account,
- at least one compatible device in service,
- a Wi-Fi internet connection.

We do not recommend using a satellite box or a 3G/4G/5G router.
We do not recommend placing the HUB on an ISP box or on a metal surface.
To connect your product to a secure network, please contact your network administrator.

INTRODUCING THE HUB

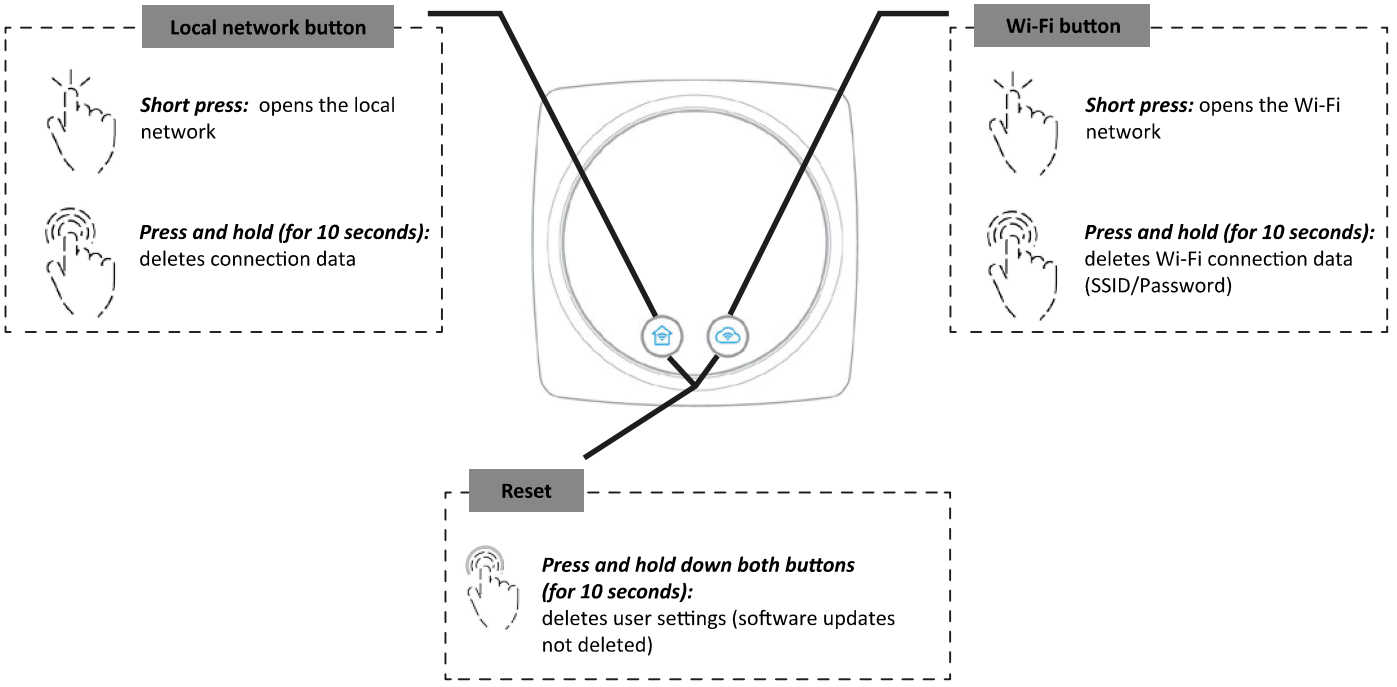

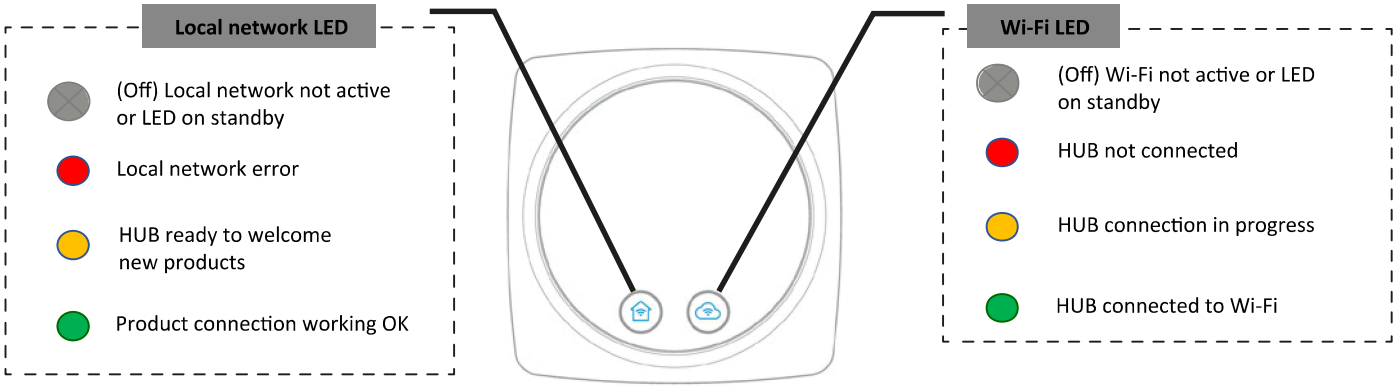

After 5 minutes of inactivity, the LEDs go out. The hub is on standby. Press a button to exit standby mode.

INSTALLING THE HUB

- Install the HUB within range of the internet box's Wi-Fi network.
- Use the mains adapter supplied to power the HUB.



CONNECTING THE HUB

The HUB is connected to the device using the Cozytouch application.

1. Download the Cozytouch application.
2. Create a user account and log in.
3. Add the device to the Cozytouch application.
4. Follow the application instructions.

SHARED CONTROL

Several devices can be added to the same room. The controls will therefore be shared.
To control devices in the same room together, refer to the user manual.

TECHNICAL SPECIFICATIONS

Hub

- Protection index: IP30
- Operating temperature: 0 to 35°C
- Maximum altitude for operation: < 2000 m
- Pollution category: Class 2
- Humidity for operation: 30 to 85%
- Dimensions: 100 x 100 x 25, ABS case

Mains power plug

- Power supply
  Input: AC 100~240V~50/60Hz 0.5A
  Output: DC 5V ⎓ 2A.

Radio

- Local network: 2.4 Ghz - 2.4835 Ghz ERP < 100 mW
- Wi-Fi: 2.4 Ghz - 2.4835 Ghz ERP < 100 mW
- Indicative radio range: 200 m in a free field, up to 20 m through 2 walls.

TROUBLESHOOTING

Problem	Action
The indicator lights on the HUB do not come on.	Check the connection to the mains power plug.
The HUB does not connect to the Wi-Fi network.	Check the internet box connection. Check that the Wi-Fi is activated. Check the login details. Move the device closer to the internet box.
The HUB does not open its Local Area Network.	Press and hold the "Local Area Network" button on the HUB. All pairing must be redone via the Cozytouch application.